

944.7  
8923

JOSEPH A. JACHIMCZYK, M.D., J.D.  
FORENSIC PATHOLOGIST  
ATTORNEY AT LAW  
CHIEF MEDICAL EXAMINER



228-8311  
EXT. 671 (DAY)  
EXT. 212 (NIGHT)

OFFICE OF THE MEDICAL EXAMINER  
OF HARRIS COUNTY

HARRIS COUNTY COURT HOUSE  
HOUSTON, TEXAS 77002

AUTOPSY REPORT

CASE 73 - 3334

August 9, 1973

PATHOLOGICAL DIAGNOSES ON THE BODY

OF

Marty Ray Jones  
1010 Woodland Street  
Houston, Texas

1. Asphyxia due to ligature strangulation.
2. Postmortem decomposition.

OPINION

It is our opinion that the decedent, Marty Ray Jones, came to his death as a result of asphyxia due to ligature strangulation, homicide.

It is our further opinion that the death interval is consistent with approximately 2 weeks.

A handwritten signature in cursive script, reading "Joseph A. Jachimczyk". The signature is written in dark ink and is positioned above a horizontal line.

Joseph A. Jachimczyk, M.D., J.D.  
Chief Medical Examiner

(See Companion Cases 73-3332, 73-3333, 73-3335, 73-3336, 73-3337, 73-3338, 73-3339, 73-3347, 73-3348, 73-3349, 73-3350, 73-3353, 73-3354, 73-3355, 73-3356, 73-3357).

## POSTMORTEM EXAMINATION ON THE BODY OF

Marty Ray Jones  
1010 Woodland Street  
Houston, Texas

**HISTORY:** This body was one of seventeen bodies or skeletal remains recovered from Stall #11 at 4500 Silverbell Street, Houston, Texas, between 6:00 p.m. on August 8, 1973, and 8:00 p.m. on August 9, 1973. (See Companion Cases 73-3332, 73-3333, 73-3335, 73-3336, 73-3337, 73-3338, 73-3339, 73-3347, 73-3348, 73-3349, 73-3350, 73-3353, 73-3354, 73-3355, 73-3356, and 73-3357).

The bodies labeled #3 and #4 (73-3334 and 73-3335) were found in one grave in the direct center of the stall, approximately 3-1/2 feet deep, covered with a board. There was quick lime present on top of both bodies and then they were covered with loose dirt and shell and this in turn was covered with a rug. Body #3 was lying on its right side with the knees drawn and was wrapped in a plastic drop cloth, with ties around the neck and around the waist and around the ankles and around the feet, with the feet exposed. Body #4 (73-3335) was lying on its right side, but forward of body #3, with knees bent up and also tied around the neck, waist and ankles.

**AUTOPSY:** The autopsy was performed by Chief Medical Examiner Joseph A. Jachimczyk, M.D., assisted by Dr. Paul G. Stimson, beginning at 10:00 a.m. on August 9, 1973, in the Harris County Morgue.

**EXTERNAL APPEARANCE:** The body was that of a decomposing, teen-aged white male, measuring 66 inches in length and weighing 106 pounds. It was covered with a plastic drop cloth, tied around the neck, the waist, below the knees and ankles with hemp rope. There was another double loop of sash cord around the neck on the outside of the plastic material with a square knot on the left. Beneath the outer covering, there was a plastic covering over the entire head, tied around the neck with a single loop of sash cord. Beneath the tie and the plastic bag, there was another single loop of sash cord with a hangman's-type knot resting against the left side of the neck. The head was symmetrical and covered with slipping dark brown hair, measuring approximately 5 inches in length at the crown. The eyes were sunken, soft and dark. The head was firm. The ears, nose and throat were decomposing. There was skin slippage and early adipocere. The teeth were in a generally good condition. Completely encircling the neck, there was a depression groove which measured 1/4 inch in width and 1/8 inch in depth. The soft tissues of the neck had retracted slightly. The thorax was symmetrical. The abdomen was flat. There were

no abdominal scars. There was an indentation imprint across the abdomen and at the wrists along the line of one of the rope ties. The scrotal sac was distended with postmortem tissue gas. The external genitalia were those of the circumcised male-type. Both testes were palpable within the scrotum. There was extensive skin slippage of the skin of both hands. On the outer aspect of the right upper arm, there was a tattoo of a pachuco. The lower extremities were intact, except for postmortem skin slippage and rope indentations just below the knees and at the ankles, where the body was tied in the outer sack. All of the body surfaces and orifices emitted an unpleasant aroma. The anal orifice was intact. The back was grossly intact, except for the postmortem deterioration.

Complete body postmortem X-rays did not reveal any radio-opaque objects in the body nor any body abnormalities.

**INTERNAL EXAMINATION: Section:** The usual Y-shaped incision was made. The skin was green-brown and the subcutaneous tissue was orange-yellow, measuring 1/2 inch in thickness at the level of the umbilicus. The pectoral muscles were red-brown. The rib cage was intact. The thoracic viscera were in their usual anatomic relationships. Both lungs were partially collapsed. The heart was partially collapsed. The pericardial sac was collapsed. Both leaves of the diaphragm were intact. The abdominal viscera were in their usual anatomic relationships. The appendix was short, thin and stringy, and attached to the tip of the cecum. There were no peritoneal adhesions. There was no free fluid in the peritoneal cavity. Both the thoracic and abdominal viscera emitted an unpleasant aroma.

**HEART:** The heart weighed 190 grams. Except for the postmortem decomposition, there were no abnormalities.

**LUNGS:** The lungs together weighed 400 grams. They were partially collapsed. The cut surfaces were dark purple-brown.

**LIVER:** The liver weighed 600 grams. The cut surfaces were dark brown, trabeculated and fenestrated.

**Pancreas and Adrenals:** The pancreas and adrenals were autolyzed.

**SPLEEN:** The spleen weighed 70 grams. There was postmortem decomposition.

**GENITOURINARY TRACT:** The kidneys together weighed 290 grams. Except for the postmortem decomposition, they were not remarkable. The testes were not remarkable.

**GASTROINTESTINAL TRACT:** The stomach was empty. There was moderate postmortem decomposition of the entire gastrointestinal tract. The appendix was short, thin and stringy, and attached to the tip of the cecum.

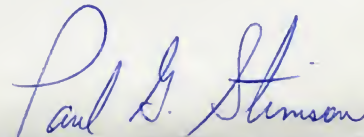
**BONES:** Except for the fractured hyoid bone, there were no bony abnormalities.

**NECK:** The V-flap was reflected cephalad. The strap muscles were dark, more marked on the left side. The thyroid was small. There was green-red hyperemia and petechiae into the larynx and upper trachea. The esophagus was intact. The tongue was intact. The hyoid bone was fractured on the left side. The fracture edge was irregular, rough and discolored.

**HEAD:** The scalp was reflected in the usual coronal fashion. The calvarium was not remarkable. The dura mater was not adherent. There was no epidural, subdural, subarachnoid or intracerebral hemorrhage. The brain was mushy and weighed 1120 grams. There were no skull fractures. The posterior neck was intact.

DENTAL EXAMINATION: The charting was made by the universal system as follows: upper right third molar (#1 through 16); lower left third molar (#17 through 32), in the upper right second molar (tooth number 2) a central and distal occlusal caries, the upper right first molar (tooth number 3), occlusal and distal pit caries, and the upper left first molar (tooth number 14), a distal occlusal caries, the upper left second molar (tooth number 15), occlusal and distal occlusal caries (pits), the lower left second molar (tooth number 18) an occlusal lingual caries, the lower left first molar (tooth number 19), and occlusal, labial and lingual caries. There was mesial lingual rotation in tooth 22 and mesial buccal rotation in tooth 27. There was caries on the occlusal of the lower right second bicuspid (tooth number 29), the lower right first molar (tooth number 30), and the lower right second molar (tooth number 31), the lower right and left third molars were impacted, (tooth 17 and 32).

Comparison was made with the University of Texas Dental Branch chart #S3906, dating from February 29, 1972, and May 18, 1972. The following caries pattern was similar between the antemortem and postmortem charting. Caries patterns were similar in #2, #3, #14, #15, #18, #19, #30 and #31. Upon superimposing the antemortem and postmortem radiographs, a caries pattern was exactly the same in tooth #19. The mesial angular impactions of the lower left and right third molars, which were teeth #17 and #32, were also exactly the same. Based on these points of dental similarity, it was established conclusively on August 9, 1973, that these remains were those of Marty Ray Jones.



---

Paul G. Stimson, D.D.S.

Autopsy

INVESTIGATOR'S REPORT

Investigator: L. C. Kelly

~~Vix~~

Case No. 73-3334

Decedent: Marty Ray Jones Race W Sex M Age 18

Address: 1010 Woodland Street, Houston, Texas

Death: FOUND August 8, 1973 Approx. Time 9:10 ~~AM~~  
P.M.

Place of Death: 4500 Silverbell Street, Stall #11, Houston, Texas

Place of Inquest: 4500 Silverbell Street, Stall #11, Houston, Texas

Date and Time of Inquest: August 8, 1973 9:10 ~~AM~~  
P.M.

Location, Position, and Surroundings of Body:

The decedent was lying in grave #2, wrapped in plastic, lying with the head to the east and feet to the west, in the center of Stall #11.

Clothing: The body was nude.

Information: This was a Companion Case to M1 73-3332.

(See Companion Cases 73-3333, 73-3335, 73-3336, 73-3337, 73-3338, 73-3339, 73-3347, 73-3348, 73-3349, 73-3350, 73-3353, 73-3354, 73-3355, 73-3356, 73-3357).

Property: There was no property involved.

Transferred to Morgue by: Bob Lee Funeral Home, Houston, Texas

Funeral Home Conducting Service: Heights Funeral Home, Houston, Texas

JOSEPH A. JACHIMCZYK, M.D., J.D.  
FORENSIC PATHOLOGIST  
ATTORNEY AT LAW  
CHIEF MEDICAL EXAMINER




228-8311  
EXT. 671 (DAY)  
EXT. 212 (NIGHT)


OFFICE OF THE MEDICAL EXAMINER  
OF HARRIS COUNTY

HARRIS COUNTY COURT HOUSE  
HOUSTON, TEXAS 77002

September 27, 1973

This date, September 27, 1973, James A. Zotter, Chemist and Toxicologist, Houston Police Department, received head hair and pubic hair from Case 73 - 3329, Dean Arnold Corll, hair samples (head) from Cases 73 - 3333, 73 - 3334 and 73 - 3335, and samples of both types of cord which was recovered.

  
James A. Zotter

  
Joseph A. Jachimczyk, M.D., J.D.  
Chief Medical Examiner

Case No.	Name	To	Date Out
73-3334	Marty Ray Jones	Mr. Huhbell D.A.'s office	1-14-74

Ait  
D.C.

RECEIVED BY: W. H. Huhbell  
DATE: 1-10-74 TIME: 2<sup>00</sup> PM

73-3334



Case No.	Name	To	Date Out
73-3334	Marty Ray Jones	Jed Musick Atty at Law	1-14-74

Ait  
D.C.

73-3334

Case No.	Name	To	Date Out
73-3334	Marty Ray Jones	Charles Melde	1-14-74

Air  
M.C.

Rec. 1-14-74  
jm

73-3334

Dr. Jachimczyk

July 8, 1974

73-3334; 73-3335; Marty Ray Jones; Charles Cobble;  
73-3377; 73-3409; Homer Luis Garcia; Frank Anthony  
73-3412 Aguirre; Johnny Ray Delone

Elmer Wayne Henley

175th District

74-CR-424

Bexar County Court  
House

San Antonio, Texas

There ARE Pictures

*Dr. Jachimczyk testified  
7-10-74 through 7-11-74*

1. PLACE OF DEATH a. COUNTY <b>HARRIS</b>		2. USUAL RESIDENCE (Where deceased lived. If institution: residence before admission) a. STATE <b>TEXAS</b>		b. COUNTY <b>HARRIS</b>	
b. CITY OR TOWN (If outside city limits, give precinct no.) <b>Houston</b>		c. LENGTH OF STAY in l. b.		c. CITY OR TOWN (If outside city limits, give precinct no.) <b>Houston</b>	
d. NAME OF (If not in hospital, give street address) HOSPITAL OR INSTITUTION <b>4500 Silverbell, Stall #11</b>		d. STREET ADDRESS (If rural, give location) <b>1010 Woodland</b>		e. IS RESIDENCE INSIDE CITY LIMITS? YES <input type="checkbox"/> NO <input type="checkbox"/>	
e. IS PLACE OF DEATH INSIDE CITY LIMITS? YES <input type="checkbox"/> NO <input type="checkbox"/>		f. IS RESIDENCE ON A FARM? YES <input type="checkbox"/> NO <input checked="" type="checkbox"/>			
3. NAME OF DECEASED (Type or print) <b>MARTY</b>		(a) First <b>RAY</b>		(c) Last <b>JONES</b>	
4. DATE OF DEATH <b>Found 8-8-73</b>		5. SEX <b>Male</b>		6. COLOR OR RACE <b>White</b>	
7. Married <input type="checkbox"/> Never Married <input checked="" type="checkbox"/> Widowed <input type="checkbox"/> Divorced <input type="checkbox"/>		8. DATE OF BIRTH <b>June 3, 1955</b>		9. AGE (In years last birthday) <b>18</b>	
10a. USUAL OCCUPATION (Give kind of work done during most of working life, even if retired) <b>Delivery Man</b>		10b. KIND OF BUSINESS OR INDUSTRY <b>Floral Company</b>		11. BIRTHPLACE (State or foreign country) <b>Houston, Texas</b>	
12. CITIZEN OF WHAT COUNTRY? <b>USA</b>		13. FATHER'S NAME <b>Kenneth Raymond Jones</b>		14. MOTHER'S MAIDEN NAME <b>Betty Jo Stockwell</b>	
15. WAS DECEASED EVER IN U.S. ARMED FORCES? (Yes, no, or unknown) (If yes, give war or dates of service) <b>No</b>		16. SOCIAL SECURITY NO. <b>454-98-0323</b>		17. INFORMANT <i>Betty Jo Stockwell</i>	
18. CAUSE OF DEATH [Enter only one cause per line for (a), (b), and (c).] PART I. DEATH WAS CAUSED BY: IMMEDIATE CAUSE (a) <b>Asphyxia due to ligature strangulation.</b> Conditions, if any, which gave rise to above cause (a), stating the underlying cause last. } DUE TO (b) _____ DUE TO (c) _____ PART II. OTHER SIGNIFICANT CONDITIONS CONTRIBUTING TO DEATH BUT NOT RELATED TO THE TERMINAL DISEASE CONDITION GIVEN IN PART I(a)		INTERVAL BETWEEN ONSET AND DEATH			
20a. ACCIDENT <input type="checkbox"/> SUICIDE <input type="checkbox"/> HOMICIDE <input checked="" type="checkbox"/>		20b. DESCRIBE HOW INJURY OCCURRED. (Enter nature of injury in Part I or Part II of Item 18.) <b>Strangled.</b>		19. WAS AUTOPSY PERFORMED? YES <input checked="" type="checkbox"/> NO <input type="checkbox"/>	
20c. TIME OF INJURY Hour _____ Day _____ Year _____ a.m. _____ p.m. _____ <b>found 8 8 73</b>		20e. PLACE OF INJURY (e.g., in or about home, farm, factory, street, office building, etc.) <b>#11</b>		20f. CITY, TOWN, OR LOCATION <b>Houston</b>	
20d. CITY, TOWN, OR LOCATION <b>Harris</b>		COUNTY <b>Texas</b>		STATE	
21. I hereby certify that I attended the deceased from _____, 19____, and last saw the deceased alive from autopsy findings _____, 19____, and to the best of my knowledge, from the causes stated.		22a. SIGNATURE <i>Joseph A. Jachimczyk, M.D.</i> (Degree or title)		22b. ADDRESS <b>209 Courthouse Houston, Texas</b>	
22c. DATE SIGNED <b>8-13-73</b>		23a. BURIAL, CREMATION, REMOVAL (Specify) <b>Burial</b>		23b. DATE <b>August 11, 1973</b>	
23c. LOCATION (City, town, or county) <b>Houston</b>		23d. NAME OF CEMETERY OR CREMATORY <b>Forest Park Cemetery - WEST</b>		24. FUNERAL DIRECTOR'S SIGNATURE <i>John W. Bentley #5243</i> <b>HEIGHTS FUNERAL HOME</b>	
25a. REGISTRAR'S FILE NO.		25b. DATE REC'D BY LOCAL REGISTRAR		25c. REGISTRAR'S SIGNATURE	

TEXAS DEPARTMENT OF HEALTH — BUREAU OF VITAL STATISTICS

MEDICAL CERTIFICATION

VS-112, REV. 1/58

3334


994.7  
E963

# AMENDMENT TO MEDICAL CERTIFICATION OF CERTIFICATE OF DEATH

TEXAS DEPARTMENT OF HEALTH

BUREAU OF VITAL STATISTICS

3334

PART I. INFORMATION CONCERNING DECEASED AS SHOWN ON ORIGINAL DEATH CERTIFICATE		DATE OF DEATH	
NAME OF DECEASED <b>Marty Ray Jones</b>		Found 8-8-73	
PLACE OF DEATH <b>(found) 4500 Silverbell Street, Stall #11/</b>		STATE FILE NO. (IF KNOWN)	
PART II. MEDICAL CERTIFICATION			
18. CAUSE OF DEATH [Enter only one cause per line for (a), (b), and (c).] PART I. DEATH WAS CAUSED BY:			
IMMEDIATE CAUSE (a)		INTERVAL BETWEEN ONSET AND DEATH	
<b>Asphyxia due to ligature strangulation.</b>			
CONDITIONS, IF ANY, WHICH GAVE RISE TO ABOVE CAUSE (a), STATING THE UNDERLYING CAUSE LAST.		DUE TO (b)	
		DUE TO (c)	
PART II. OTHER SIGNIFICANT CONDITIONS CONTRIBUTING TO DEATH BUT NOT RELATED TO THE TERMINAL DISEASE CONDITION GIVEN IN PART I(a)			
19. WAS AUTOPSY PERFORMED? YES <input checked="" type="checkbox"/> NO <input type="checkbox"/>			
20a. ACCIDENT <input type="checkbox"/>	SUICIDE <input type="checkbox"/>	HOMICIDE <input checked="" type="checkbox"/>	20b. DESCRIBE HOW INJURY OCCURRED. (Enter nature of injury in Part I or Part II of Item 18.)
			<b>Strangled.</b>
20c. TIME OF INJURY	Hour	Day	Year
<b>UNK</b>	<b>8 p.m.</b>	<b>8</b>	<b>73</b>
20d. INJURY OCCURRED	20e. PLACE OF INJURY (e.g., in or about home, factory, street, office building, etc.)	20f. CITY, TOWN, OR LOCATION	COUNTY STATE
WHILE AT WORK <input type="checkbox"/>	NOT WHILE AT WORK <input checked="" type="checkbox"/>	<b>(found) #11/ 4500 Silverbell, Stall/</b>	<b>Houston Harris Texas</b>
21. I hereby certify that I attended the deceased from <b>found</b> on <b>from autopsy findings</b> , 19 <b>8-8-73</b> and last saw the deceased alive on <b>8-8-73</b> m. on the date stated above, and to the best of my knowledge, from the causes stated.			
22a. SIGNATURE <b>Joseph A. Jachimczyk, M.D.</b>		22b. ADDRESS <b>209 Courthouse Houston, Texas</b>	22c. DATE SIGNED <b>10-2-73</b>
PART III. AFFIDAVIT			
STATE OF TEXAS			
COUNTY OF <b>Harris</b>			
BEFORE ME ON THIS DAY APPEARED THE PERSON WHO SIGNED THE MEDICAL CERTIFICATION IN PART II ABOVE WHO ON OATH DEPOSES AND SAYS THAT PART II ABOVE IS A TRUE AND CORRECTED STATEMENT OF THE CAUSE(S) OF DEATH OF THE PERSON NAMED IN PART I ABOVE.			
		SIGNATURE OF AFFIANT <b>Joseph A. Jachimczyk</b>	
SWORN TO AND SUBSCRIBED BEFORE ME THIS THE <b>9<sup>th</sup></b> DAY OF <b>October</b> 19 <b>73</b>			
NOTARY PUBLIC IN AND FOR <b>Harris</b> COUNTY, TEXAS			

VS. 174, REV. 1/60

HARRIS COUNTY MEDICAL EXAMINER

MORTICIAN'S REQUEST

NAME OF DECEASED: Marty Ray Jones

M.E. # 73 3334

ADDRESS: 1010 Woodland Ave., Houston, Texas

AGE: 18  
SEX: Male  
RACE: White

FUNERAL HOME: HEIGHTS FUNERAL HOME - P.O Box 7366, Houston, Texas 77008

REQUESTED AND AUTHORIZED BY: \* *K. R. Jones*

RELATION: Father

TELEPHONE: 864-9365

ADDRESS: 1010 Woodland Ave, Houston, Texas

WITNESS: *John W. Bentley*

DATE: 8-10-73

\* *Betty Jo Shirley*

Relation: Mother

Address: 400 Early Blvd., Brownwood, Texas 76801